



CAMBRIDGE

British  
English

# Super Safari

Pupil's Book



Herbert Puchta

Günter Gerngross

Peter Lewis-Jones



**CAMBRIDGE**  
UNIVERSITY PRESS

University Printing House, Cambridge CB2 8BS, United Kingdom

Cambridge University Press is part of the University of Cambridge.

It furthers the University's mission by disseminating knowledge in the pursuit of education, learning and research at the highest international levels of excellence.

[www.cambridge.org](http://www.cambridge.org)

Information on this title: [www.cambridge.org/9781107476677](http://www.cambridge.org/9781107476677)

© Cambridge University Press 2015

This publication is in copyright. Subject to statutory exception and to the provisions of relevant collective licensing agreements, no reproduction of any part may take place without the written permission of Cambridge University Press.

First published 2015

Printed in Italy by Rotolito Lombarda S.p.A.

*A catalogue record for this publication is available from the British Library*

ISBN 978-1-107-47667-7 Pupil's Book with DVD-ROM Level 1

ISBN 978-1-107-47669-1 Activity Book Level 1

ISBN 978-1-107-47670-7 Teacher's Book Level 1

ISBN 978-1-107-47687-5 Teacher's DVD Level 1

ISBN 978-1-107-47673-8 Class Audio CDs Level 1

ISBN 978-1-107-47679-0 Flashcards Level 1

ISBN 978-1-107-47682-0 Presentation Plus DVD-ROM Level 1

ISBN 978-1-107-47729-2 Posters Level 1

ISBN 978-1-107-47732-2 Puppet

Additional resources for this publication at [www.cambridge.org/supersafari](http://www.cambridge.org/supersafari)

Cambridge University Press has no responsibility for the persistence or accuracy of URLs for external or third-party internet websites referred to in this publication, and does not guarantee that any content on such websites is, or will remain, accurate or appropriate. Information regarding prices, travel timetables, and other factual information given in this work is correct at the time of first printing but Cambridge University Press does not guarantee the accuracy of such information thereafter.

# **Super Safari**

**1**

**Pupil's Book**

**Herbert Puchta   Günter Gerngross   Peter Lewis-Jones**

 **CAMBRIDGE**  
UNIVERSITY PRESS

# Map of the book

Hello! (pages 4–7)	
<b>Vocabulary</b> Gina, Polly, Leo, Mike	<b>Chant: Grammar</b> Hello! I'm (Jo).
▶ <b>Total physical response:</b> Stand up, sit down, say 'hello'	
▶ <b>Song:</b> Hello!	

1 My class (pages 8–15)				
<b>Vocabulary</b> bag, pencil, book, chair	<b>Chant: Grammar</b> Look! It's my (chair).	<b>Story and value</b> <i>The chair</i> Saying sorry	<b>CLIL</b> School behaviour	<b>Thinking skills</b> Classifying
▶ <b>Total physical response:</b> Hands up, hands down, clap your hands			▶ <b>Song:</b> In the classroom	

2 My colours (pages 16–23)				
<b>Vocabulary</b> red, blue, green, yellow	<b>Chant: Grammar</b> It's (yellow).	<b>Story and value</b> <i>The painters</i> Cheering someone up	<b>CLIL</b> Rainbow colours	<b>Thinking skills</b> Testing predictions
▶ <b>Total physical response:</b> Show me something red, show me something green, show me something yellow			▶ <b>Song:</b> Stand up and paint with me!	

3 My family (pages 24–31)				
<b>Vocabulary</b> dad, mum, brother, sister	<b>Chant: Grammar</b> Who's this?	<b>Story and value</b> <i>Family and friends</i> Caring about family and friends	<b>CLIL</b> Understanding age	<b>Thinking skills</b> Ordering
▶ <b>Total physical response:</b> Go to sleep, wake up, give your dad a hug			▶ <b>Song:</b> Rosemary, Rosemary	


4 My toys (pages 32–39)				
<b>Vocabulary</b> ball, car, puzzle, doll	<b>Chant: Grammar</b> I've got a (car).	<b>Story and value</b> <i>The puzzle</i> Helping	<b>CLIL</b> Big and small	<b>Thinking skills</b> Sorting
▶ <b>Total physical response:</b> Throw your ball, catch your ball, oh no, tidy up			▶ <b>Song:</b> I've got a ball	

<b>5 My numbers</b> (pages 40–47)									
<b>Vocabulary</b> one, two, three, four		<b>Chant: Grammar</b> one book, two books		<b>Story and value</b> <i>Where's Polly?</i> Playing together		<b>CLIL</b> Quantity		<b>Thinking skills</b> Describing with numbers	
▶ <b>Total physical response:</b> Four, three, two, one					▶ <b>Song:</b> Sing some more				
<b>6 My pets</b> (pages 48–55)									
<b>Vocabulary</b> bird, rabbit, fish, cat		<b>Chant: Grammar</b> What is it?		<b>Story and value</b> <i>The cat</i> Working as a team		<b>CLIL</b> Species		<b>Thinking skills</b> Making deductions	
▶ <b>Total physical response:</b> Jump, walk, fly, swim					▶ <b>Song:</b> What is this?				
<b>7 My food</b> (pages 56–63)									
<b>Vocabulary</b> pasta, salad, rice, cake		<b>Chant: Grammar</b> I like (rice).		<b>Story and value</b> <i>The cake</i> Sharing		<b>CLIL</b> Solids and liquids		<b>Thinking skills</b> Focusing on detail	
▶ <b>Total physical response:</b> Look! Pasta, eat the pasta, it's lovely, wash your face					▶ <b>Song:</b> I like lovely lunch!				
<b>8 My clothes</b> (pages 64–71)									
<b>Vocabulary</b> T-shirt, trousers, dress, shoes		<b>Chant: Grammar</b> I don't like (the purple dress).		<b>Story and value</b> <i>The party</i> Including your friends		<b>CLIL</b> Dressing up		<b>Thinking skills</b> Categorising	
▶ <b>Total physical response:</b> Put on the shoes, put on a T-shirt, put on a hat, say 'hello' to your dad					▶ <b>Song:</b> Clothes				
<b>9 My park</b> (pages 72–79)									
<b>Vocabulary</b> slide, roundabout, seesaw, swing		<b>Chant: Grammar</b> The (swing)'s fun.		<b>Story and value</b> <i>The park</i> Taking turns		<b>CLIL</b> Circles and triangles		<b>Thinking skills</b> Sequencing	
▶ <b>Total physical response:</b> Sit down on the seesaw, down you go, up you go, oh no					▶ <b>Song:</b> Let's go to the park				
<b>Phonics</b> (pages 80–89)									
<b>Unit 1:</b> 'p' pencil	<b>Unit 2:</b> 'b' bag	<b>Unit 3:</b> 'd' dad	<b>Unit 4:</b> 'c' car	<b>Unit 5:</b> 't' two	<b>Unit 6:</b> 'e' eggs	<b>Unit 7:</b> 's' salad	<b>Unit 8:</b> 'n' nose	<b>Unit 9:</b> 'i' igloo	<b>Phonics</b> review


# Hello!

1 CD1  
02

Listen and point. Say the names.



# Listen and chant.




3 CD1 04

# Listen and act.

1



2



3





Listen and sing.



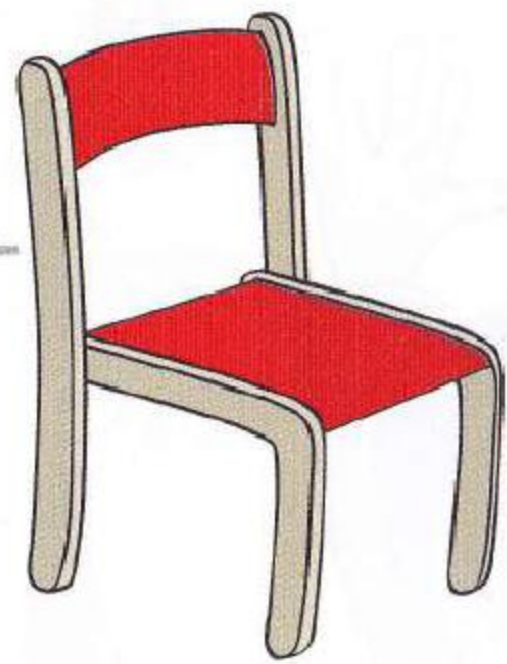
# 1 My class

1 CD1  
08 Listen and point. Say the words.





2 CD1 09 Listen and trace. Chant.

1



2






3



4






# Listen and act.



Listen and sing.





5

1




Family fun!

Value: Saying sorry

13

# School behaviour

6  Listen and point. Say the words.






7 **Think!** Look and complete the faces.

1



2



2

# My colours

1

CD1  
20

Listen and point. Say the colours.



2 CD1  
21


Listen and colour. Chant.




Family fun!

It's (yellow).





# Listen and act. Listen and colour.



Listen and sing.



# The painters





# Rainbow colours



Listen and point. Say the colours.





**7** **Think!** Look and say the colours. Colour.


1



+



=



2



+



=



3

# My family

1

CD1  
32


Listen and point. Say the words.




2 CD1 33

Listen and trace. Chant.


1




2



3



4





# Listen and act. Listen and colour.



Listen and sing.








# Animal families




6 CD1  
42

Listen and point. Trace and say the words.





7 **Think!** Follow the path.



4

# My toys

1 CD1  
45

Listen and point. Say the toys.



2 CD1  
47

Listen and match. Chant.



1



2




3



Family fun!

I've got a (car).





# Listen and act. Listen and colour.




Listen and sing.



# The puzzle



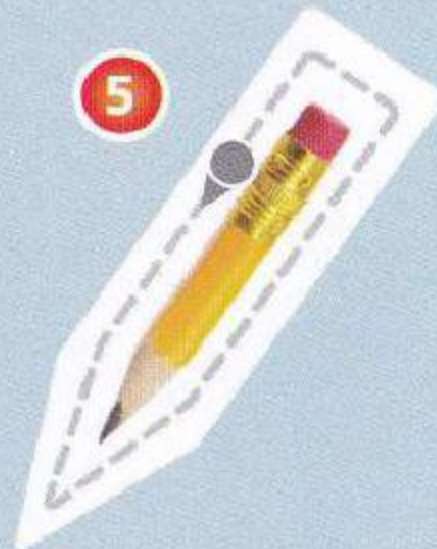



Family fun!

Value: Helping


# Big and small

6 <sup>CD1</sup> 56 Listen and point. Trace and say the words.





7 Think! Look and draw lines. Say 'big' or 'small'.



5

# My numbers

1 CD2  
02

Listen and point. Say the numbers.



2 CD2 04 Listen and match. Chant.

1




2



3



4




3


CD2  
05 06

Listen and act. Listen and colour.

1




2





3






4



Listen and sing.



# Where's Polly?






# Quantity

6 CD2  
13

Listen and point. Trace and say the numbers.

1



2



3



4



1

2




3

4



7 **Think!** Look and match. Say the numbers.

1 2 3 4




6

# My pets


1

CD2  
16




Listen and point. Say the pets.



Listen and colour. Chant.







# Listen and act. Listen and colour.



Listen and sing.







Family fun!

Value: Working as a team

# Species


6 CD2  
26

Listen and point. Draw lines and say.

1



2





3





7 Think! Look and say the words.



7

# My food

1





CD2  
28

Listen and point. Say the food.






2 CD2 29

# Listen and trace. Chant.






# Listen and act. Listen and colour.



Listen and sing.







# Solids and liquids

6 CD2  
37

Listen and point. Trace and say the food.

1



2



3





4





7 Think! Look and match.




8


# My clothes

1 CD2  
40

Listen and point. Say the clothes.



Listen and colour. Chant.




# Listen and act. Listen and colour.



Listen and sing.







5

8

Family  
fun!

Value: Including your friends

69


# Dressing up

6 <sup>CD2</sup> 50 Listen and point. Trace and say the words.

1



2




3





7 Think! Circle the clothes.



9

# My park

1

CD2  
52


Listen and point. Say the words.



2 CD2 54

# Listen and match. Chant.


1




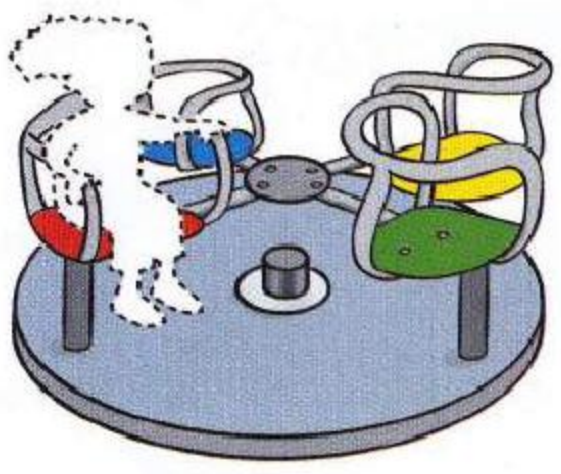
2






3



4






# Listen and act. Listen and colour.



Listen and sing.







Family fun!

Value: Taking turns

# Circles and triangles

6 CD2  
63

Listen and point. Count and say the shapes.





**7** **Think!** Look and draw lines. Say the shapes.

**1**

Triangle, Circle, Triangle, Circle, Triangle, ?, Triangle

**2**



Circle, Triangle, Circle, Triangle, Circle, ?, Circle

**3**

Triangle, Triangle, Triangle, Triangle, Triangle, Triangle, Triangle

1



Look and find.



2 CD1  
18

Listen and join in.



1 Look and find. Colour the letter



2 CD1 31 Listen and join in.

1


Look and find.



2 CD1  
43

Listen and join in.


1 Look and find. Colour the letter.



2 CD1 57 Listen and join in.

1


Look and find. Colour the letter.



2 CD2  
14

Listen and join in.


1 Look and find. Colour the letter.



2 CD2 27 Listen and join in.

1

Look and find. Trace the letter.

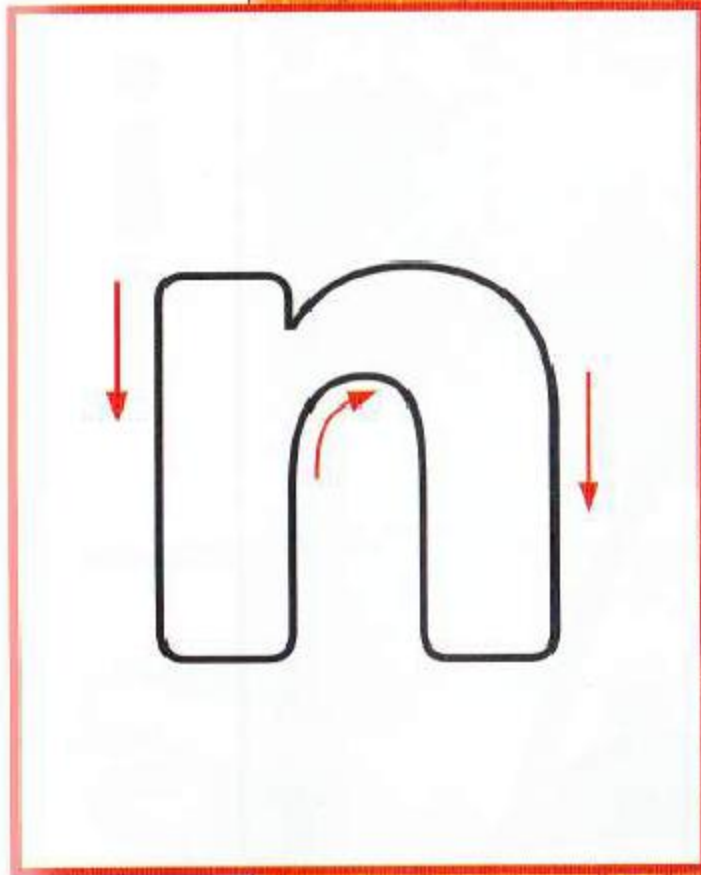


2 CD2  
38

Listen and join in.




1 Look and find. Trace the letter.








2 CD2  
51 Listen and join in.

**1** Look and find. Trace the letter.









**2** CD2  
64 Listen and join in.

Listen and play bingo.






Listen to the sentences. Colour the frames.




1 CD1  
44

Listen and colour the circles. Colour the frames.

Review






Listen and colour the circles. Colour the frames.




1 CD2  
39

Listen and colour the circles. Colour the frames.



Listen and colour the circles. Colour the frames.







Well done!

.....

**has finished Super Safari!**

# Thanks and acknowledgements

## Authors' thanks

The authors would like to thank a number of people who have made significant contributions towards the final form of *Super Safari*: Colin Sage, Helen Brock and Carolyn Wright, our editors, for their expertise in working on the manuscripts, and the support we got from them.

Our designers, Blooberry, for their imaginative layout and all the artists – in particular Bill Bolton – for the inspiring artwork that has brought our ideas to life in such beautiful ways.

Liane Grainger, Managing Editor and Emily Hird, Publisher, for their many useful suggestions for improvement.

Jason Mann, Editorial Director at Cambridge University Press, for his vision and encouragement.

## The publishers are grateful to the following contributors:

Blooberry Design: cover design, book design and page make-up  
Bill Bolton: cover illustration  
Alison Prior: picture research  
Ian Harker: audio recording and production  
James Richardson: chant writing and production  
Robert Lee, Dib Dib Dub Studios: song writing and production


## The publishers and authors are grateful to the following illustrators:

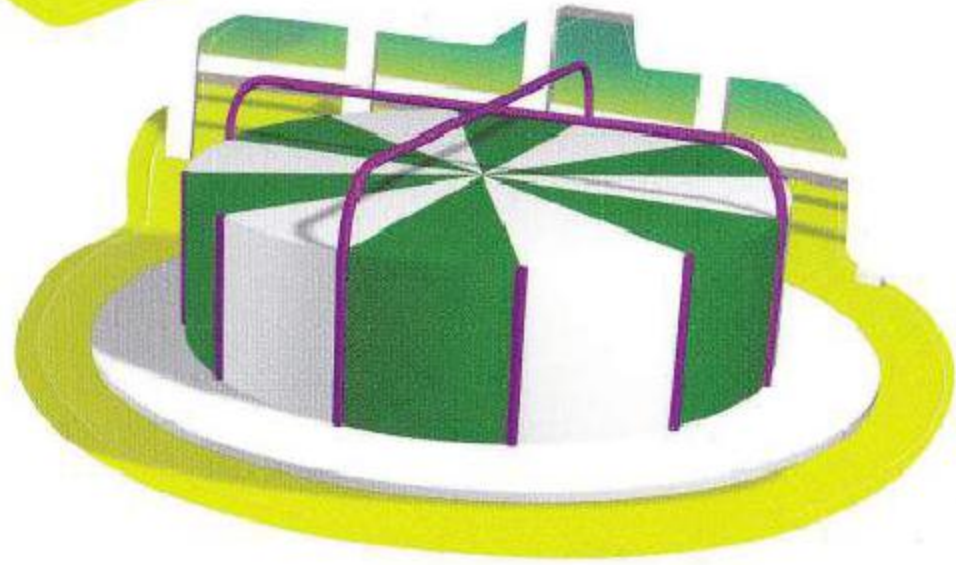
Bill Bolton; Judy Brown; Gareth Conway (The Bright Agency); Kate Daubney; Mark Duffin; Louise Garner; Sue King (Plum Pudding Illustration); Bernice Lum

**The authors and publishers acknowledge the following sources of copyright material and are grateful for the permissions granted. While every effort has been made, it has not always been possible to identify the sources of all the material used, or to trace all copyright holders. If any omissions are brought to our notice, we will be happy to include the appropriate acknowledgements on reprinting.**

## The publishers are grateful to the following for permission to reproduce copyright photographs and material:

p.14 (TL): Shutterstock/© Ermolaev Alexander; p.14 (BL): Shutterstock/© Nina Buday; p.14 (R): Shutterstock/© Rawpixel; p.23 (all): Shutterstock/© Mathias Rosenthal; p.30 (L): Shutterstock/© Svetland Foote; p.30 (R): Shutterstock/© Kharkhan Oleg; p.30 (BR): Alamy/© Peter Stone; p.30 (BC): Shutterstock/© Irin-K; p.31 (BR): Shutterstock/© IT Studio; p.31 (BL): Shutterstock/© Volodymyr Burdak; p.31 (TR): Shutterstock/© Irin-K; p.31 (TL): Shutterstock/© HardHeadMonster; p.38 (TR): Shutterstock/© Jovic; p.38 (BR): Shutterstock/© Andy Piatt; p.38 (TC): Alamy/© Superstock; p.38 (BC): Shutterstock/© Home Studio; p.38 (TL): Alamy/© Oleksiy Maksyrenko; p.38 (BL): Shutterstock/© graja; p.39 (TL): Shutterstock/© Pavla; p.39 (TR): Shutterstock/© naluwan; p.39 (CL): Alamy/© Fine Art; p.39 (CR): Getty Images/© Karen Ilagen; p.39 (BL): Shutterstock/© Martyn Novak; p.39 (BR): Getty Images/© Image Bank/ MoMo Productions; p.46 (1): Shutterstock/© ikphotographers; p.46 (2): Shutterstock/© diless; p.46 (3): Shutterstock/© Funny Solution Studio; p.46 (4): Shutterstock/© Zayats Svetlana; p.47 (1): Shutterstock/© Dan Thornberg; p.47 (2): Shutterstock/© Dean Harty; p.47 (3): Shutterstock/© Bestv; p.47 (4): Shutterstock/© Irina Rogova; p.54 (BC): Shutterstock/© Gillmar; p.54 (C): Shutterstock/© Butterfly Hunter; p.54 (CR): Shutterstock/© Tooykrub; p.54 (TC): Shutterstock/© Phasut Warapisit; p.54 (CL): Shutterstock/© Mexrix; p.54 (BL, TR): Shutterstock/© Erick Isselee; p.54 (BR): Shutterstock/© Aaron Amat; p.54 (TL): Shutterstock/© Marina Jay; p.55 (TL): Shutterstock/© Jiang Hongyan; p.55 (TR): Shutterstock/© Eric Isselee; p.55 (BL): Shutterstock/© Luck Luckyfarm; p.55 (BR): Shutterstock/© Nantatwat Chotsuwan; p.62 (TL): Shutterstock/© Natalia Mylova; p.62 (TR): Shutterstock/© Ksenazyou; p.62 (BL): Shutterstock/© Pavlo Loushkin; p.62 (BR): Shutterstock/© Prapass; p.70 (L): Shutterstock/© Irinak; p.70 (C): Alamy/© Radius Images; p.70 (R): Shutterstock/© Andres; p.71 (TL): Shutterstock/© Gemenacom; p.71 (TC): Shutterstock/© Roma Sigaev; p.71 (TR): Shutterstock/© Munal Ozman; p.71 (CL): Shutterstock/© Maksym Bonderchuck; p.71 (C): Shutterstock/© Lucy Liu; p.71 (BC): Shutterstock/© Meelena; p.71 (BL): Shutterstock/© Coprid; p.71 (BR): Shutterstock/© Karkas.





# Super Safari 1



Join Polly and her friends on an exciting adventure that welcomes children to English through colourful stories, TPR, action songs and lots of fun.

Together with Polly, children discover the fascinating world around them and the importance of values like sharing and cooperation.


Join the adventure. Join Super Safari, for a super start to learning!

Pupil's Book with DVD-ROM Level 1  
Activity Book Level 1  
Class Audio CDs Level 1  
Presentation Plus DVD-ROM Level 1

Flashcards Level 1  
Teacher's DVD 1  
Posters Level 1  
Puppet



Follow this logo for parent-child activities  
[www.cambridge.org/supersafari](http://www.cambridge.org/supersafari)



ISBN 978 1107 65840 0



**CAMBRIDGE**  
UNIVERSITY PRESS  
[www.cambridge.org](http://www.cambridge.org)

